

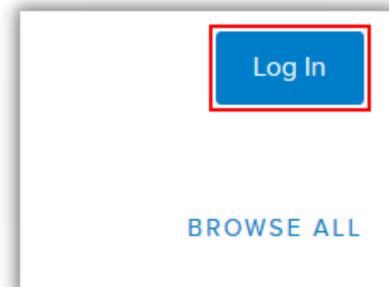
To sign up for Hoopla, you will need: an email address, a password, internet access, and a library card number.

Note: When downloading materials, you may receive a notice that the daily collective borrowing limit has been reached. This means additional checkouts will be temporarily unavailable until the daily limit resets at midnight and you can try again the next day.

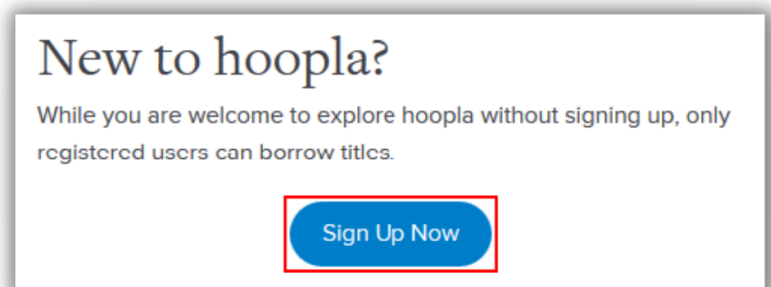
You don't have to worry about late fees. Once your loan period is over, the eBook, audiobook, album, movie, TV show or comic will automatically remove itself.

To sign up for Hoopla:

Go to www.hoopladigital.com in your web browser or download the Hoopla app on an Apple or Android device and click Log In in the top-right corner.



On the log-in screen, scroll to the bottom, and under "New to Hoopla?" click Sign Up Now.



On the next screen, Hoopla will use your IP address location to suggest some libraries near you that may be subscribed to Hoopla. Under "Choose Your Library", click the library that you are registered with to continue. Or, click the drop-down menu underneath "Or Search for Your Library" to see all libraries registered with Hoopla. Click on the one that you are registered with, and then click Continue.



Choose Your Library

Hamilton Public Library	Burlington Public Library (ON)
Oakville Public Library	Halton Hills Public Library
Guelph Public Library	County of Brant Public Library

Or Search for your library:

Once you have selected the library that you will sign in through, you will need to provide your account details

Account Information

Email Address	
Re-Type Email Address	
Create a password (must be 8 characters)	
Re-enter password	
enter your library card number	
enter your library card PIN	

Yes, I agree to allow hoopla to verify and exchange my hoopla registration information with my public library. I acknowledge and consent that through the hoopla service my information will be collected, accessed, and stored outside of Canada. (**hoopla needs your consent to validate your library card in order to continue)

Click in each of the boxes under "Account Information" and type in:

- your email address
- a copy of your email address
- a password to protect your account with (must be at least 8 characters long)
- a copy of the password that you chose
- your library card number
- the library card PIN (if applicable) (first 4 letters of your last name lowercase)

Once you are done entering this information, click the check box below it to say that you consent to exchanging your library card information with Hoopla. Then, scroll to the bottom of the screen and click Sign Up Now.

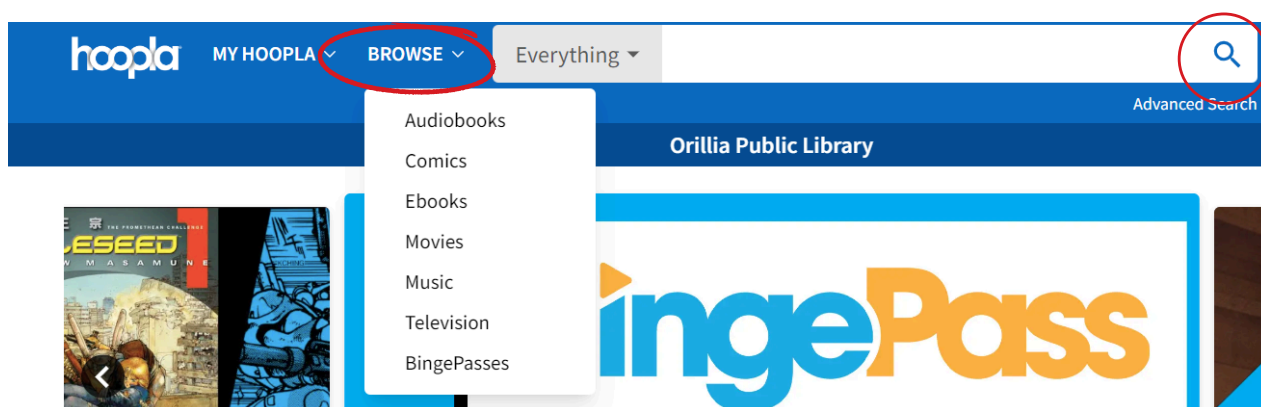
How to borrow titles from Hoopla

Note that different types of content can be borrowed for different lengths of time on Hoopla. Movies and TV show episodes can be borrowed for 3 days (72 hours), music albums can be borrowed for 7 days, and audiobooks, e-books, and comics can be borrowed for 21 days.

Our library allows users to borrow up to **5** items on Hoopla every month.

Once you have logged into Hoopla, you will see a selection of the most popular titles for each category of content. To see more titles that are available for that category, click "Browse" in the top-left and select that category.

Clicking "My Hoopla" will take you back to the home screen.



Or, if you'd like to search for something specific, click in the search box next to the magnifying glass at the top of the screen, and then type in the name of an author, actor, title, or series. Then press the "Enter" key on your keyboard.

While searching for something specific by keyword, you can use the options to the left of the screen to filter your search results by the different types of content available on Hoopla. The number next to each type of content tells you how many titles of that type of content were found in your search.

Showing 1 - 48 of 1907 results for "hunger games"

Default ▾

Next >

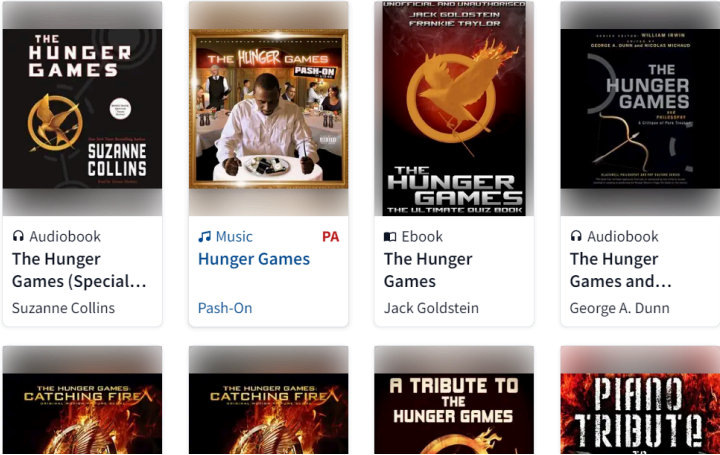
Format	^
Ebooks	1429
Music	212
Audiobooks	194
Comics	48
Movies	18
Television	6

User Rating ▾

Release Date ▾


Date Added ▾

Language ▾



However you choose to find a title on Hoopla, click on it to see more information about it.

Once you're on the information page for a title on Hoopla, click Borrow to borrow it.



by Suzanne Collins
read by Suzanne Collins
Part 1 of The Hunger Games
Emmy Award-winning audiobook
In the run-up to the twelve careers

Audiobook

RATE THIS TITLE

★★★★☆ (5540)

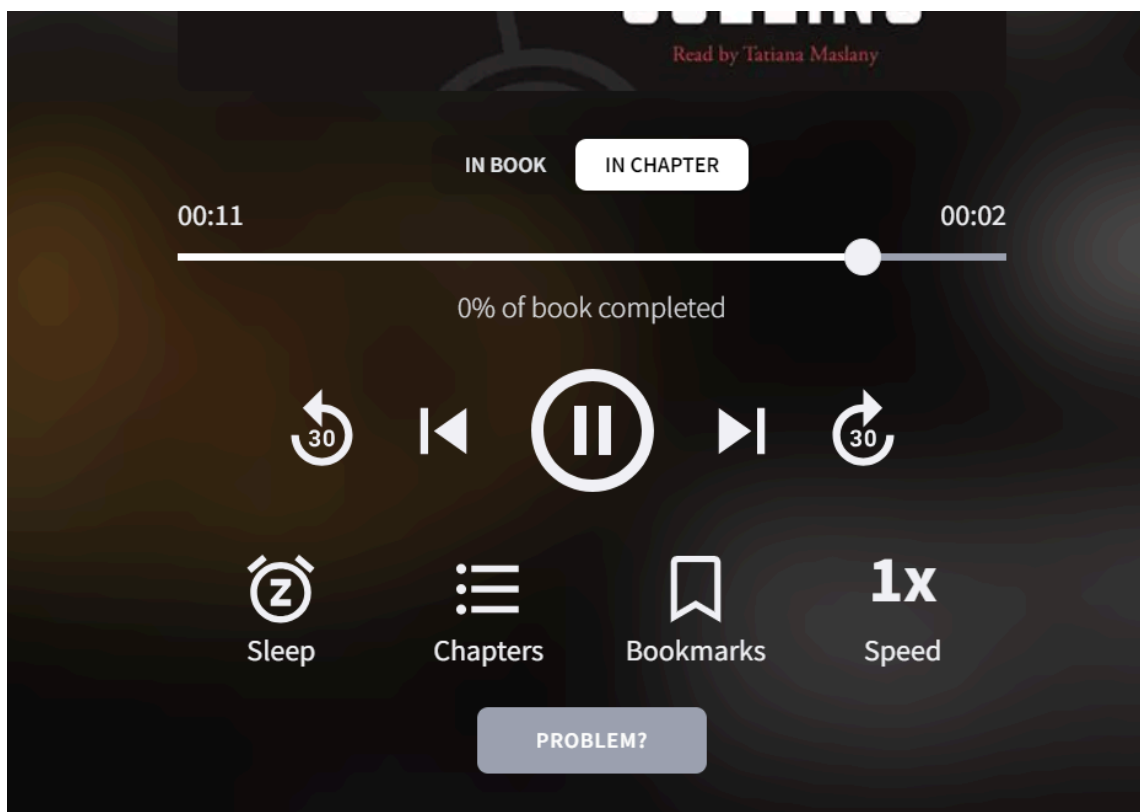
BORROW

Once you have borrowed a title from Hoopla, click Play or Read to enjoy it. Your borrowed items can be seen by clicking the "My Hoopla" button in the top left corner of the screen.

Audiobooks


When listening to audiobooks, you can use the tools highlighted along the bottom of the window to:

- Pause or play the audiobook
- Rewind the playback by 30 seconds
 - Quickly rewind the playback
- Quickly fast-forward the playback
 - Adjust the volume
 - Adjust the narrator speed
 - Change chapters
 - Add a bookmark
 - Set a sleep timer



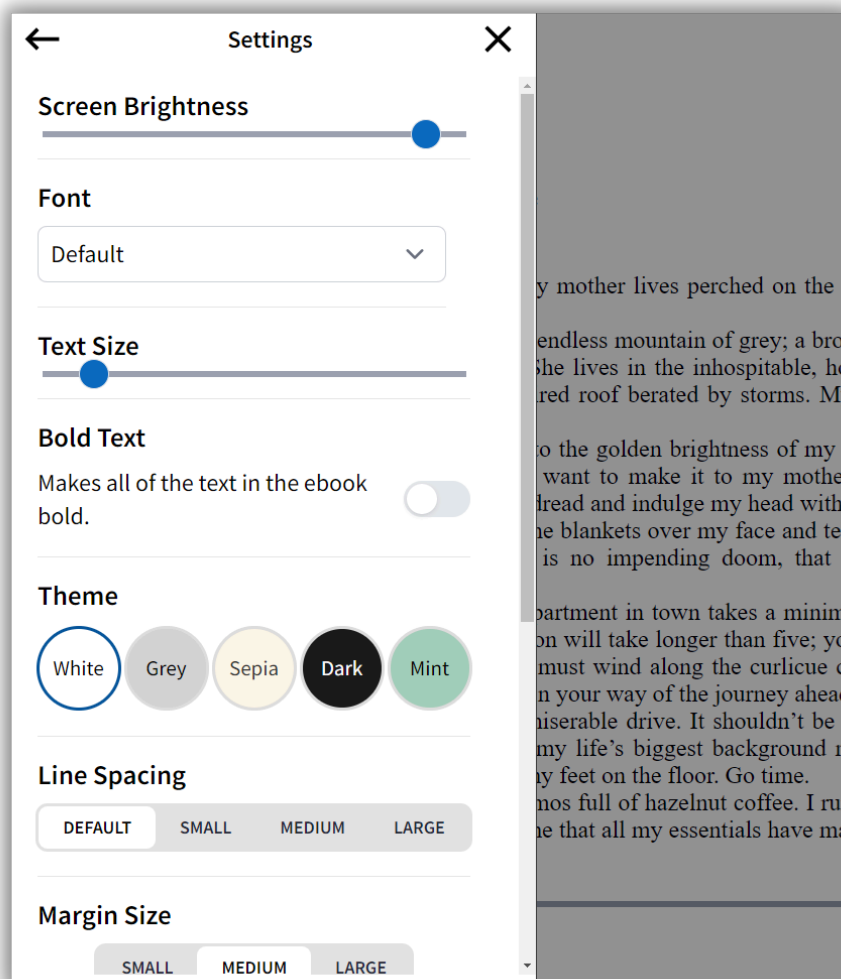
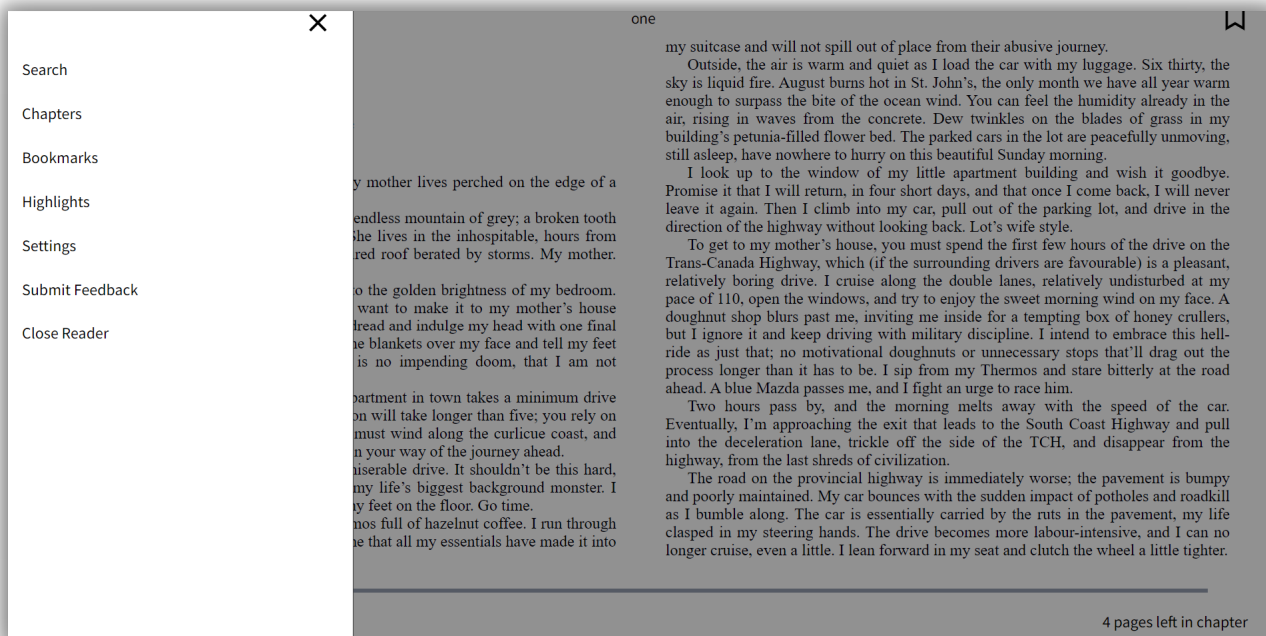
E-Books

When viewing an e-book, you can click the left and right arrows at the sides of the page to go back or forward a page in the book. You can also click the bookmark in the top-right corner to add or remove a bookmark from this page.



If you click the three lines at the top-left of the page, additional options will appear.

- The **Settings** option allows you to turn the "justified" text alignment on or off, read in one-page or two-page style, adjust the size of margins, or change the background colour. This will also allow you to change the font, text size, line spacing, brightness, and more for a more comfortable reading experience.
- The **Search** option allows you to search for a specific key word or phrase within the e-book. Click in the box labelled "Search", type in the word or phrase that you want to search for, and then press the "Enter" key. Click on a found instance of the word or phrase in the list (if any) to skip to its location in the e-book.
- The **Bookmarks** option allows you to skip to a page in the e-book that you have bookmarked. Click on a bookmarked page in the list to skip to its location in the e-book.
- The **Chapters** option allows you to skip to an organizational page in the e-book, such as the beginning of a chapter or a particular appendix. Click on a chapter in the list to skip to its location in the e-book.
- The **Close Reader** option allows you to close the e-book and return to its information page in Hoopla.



That's about everything that you need to know about borrowing and enjoying titles from Hoopla! We hope that you have fun reading, listening to, and watching what you find there! Ask Library staff for more assistance.